

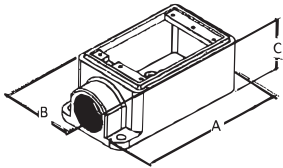
Single Gang FS and FD Cast Device Boxes

*Malleable Iron

Dead End Shallow

PART NUMBER	SIZE	DIMENSIONS			QUANTITY PER BOX	WEIGHT PER C
		A	B	C		
FS-50L	1/2"	5 1/4"	2 15/16"	2 1/8"	5	222
FS-75L	3/4"	5 1/4"	2 15/16"	2 1/8"	5	234
FS-100L	1"	5 1/4"	2 15/16"	2 1/8"	5	243

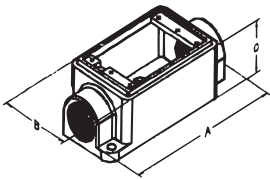
Dead End



Dead End Deep

FD-50L	1/2"	5 1/4"	3"	2 7/8"	2	278
FD-75L	3/4"	5 1/4"	3"	2 7/8"	2	273
FD-100L	1"	5 1/4"	3"	2 7/8"	2	284

Feed Through



Feed Through Shallow

FSC-50L	1/2"	6 1/16"	2 15/16"	2 1/8"	5	235
FSC-75L	3/4"	6 1/16"	2 15/16"	2 1/8"	5	241
FSC-100L	1"	6 1/16"	2 15/16"	2 1/8"	5	250

Feed Through Deep

FDC-50L	1/2"	6 1/16"	3"	2 7/8"	2	313
FDC-75L	3/4"	6 1/16"	3"	2 7/8"	2	94
FDC-100L	1"	6 1/16"	3"	2 7/8"	2	306



Commercial Fittings, Inc.
Irving, TX

Distributed exclusively by
Southwestern Electrical Sales, Inc.
Irving, Texas 75061
Toll free: 800-514-0311
Metro: 972-514-0311
Fax: 972-513-0319
Email: Sales@southwesternelectricalsales.com

Single Gang FS & FD Device Covers & Gaskets

Gasket



FS-SG

GASKET

PART NUMBER	QUANTITY PER BOX	WEIGHT PER C
FS-SG	25	3.5

Steel - GFI



FS-SGFI

STEEL - GFI

PART NUMBER	QUANTITY PER BOX	WEIGHT PER C
FS-SGFI	25	11.9

Steel - Switch



FS-SSC

STEEL SWITCH

PART NUMBER	QUANTITY PER BOX	WEIGHT PER C
FS-SSC	25	15.6

Steel - Duplex



FS-SDR


STEEL DUPLEX

PART NUMBER	QUANTITY PER BOX	WEIGHT PER C
FS-SDR	25	12.5

Steel - Malleable - Blank



FS-SBC



FS-MBC

STEEL - MALLEABLE - BLANK

PART NUMBER	QUANTITY PER BOX	WEIGHT PER C
FS-SBC	25	18.1
FS-MBC	90	56.3

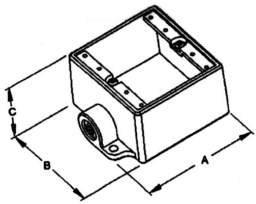


Commercial Fittings, Inc.
Irving, TX

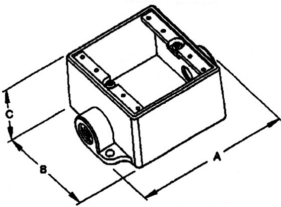
Distributed exclusively by
Southwestern Electrical Sales, Inc.
Irving, Texas 75061
Toll free: 800-514-0311
Metro: 972-514-0311
Fax: 972-513-0319
Email: Sales@southwesternelectricalsales.com

Double Gang FS & FD Cast Device Boxes

Dead End



Feed Through



PART NUMBER	TRADE SIZE	DIMENSIONS			PCS/UNITS PER BOX	WEIGHT PER C
		A	B	C		
FS-250L	1/2"	5 1/8"	4 5/8"	2 1/16"	1	297.0
FS-275L	3/4"	5 1/8"	4 5/8"	2 1/16"	1	300.1
FS-2100L	1"	5 1/8"	4 5/8"	2 1/16"	1	316.6
FSC-250L	1/2"	5 1/8"	4 5/8"	2 7/8"	1	368.6
FSC-275L	3/4"	5 1/8"	4 5/8"	2 7/8"	1	375.0
FSC-2100L	1"	5 1/8"	4 5/8"	2 7/8"	1	376.1
FD-250L	1/2"	5 15/16"	4 5/8"	2 1/16"	1	301.6
FD-275L	3/4"	5 15/16"	4 5/8"	2 1/16"	1	315.1
FD-2100L	1"	5 15/16"	4 5/8"	2 1/16"	1	335.2
FDC-250L	1/2"	5 15/16"	4 5/8"	2 7/8"	1	405.1
FDC-275L	3/4"	5 15/16"	4 5/8"	2 7/8"	1	385.1
FDC-2100L	1"	5 15/16"	4 5/8"	2 7/8"	1	417.6

- Materials: • Malleable Iron
• 2 Grounding Screws



Commercial Fittings, Inc.
Irving, TX


Distributed exclusively by
Southwestern Electrical Sales, Inc.
Irving, Texas 75061
Toll free: 800-514-0311
Metro: 972-514-0311
Fax: 972-513-0319
Email: Sales@southwestelectricalsales.com

Double Gang FS & FD Device Covers & Gaskets


Gasket



Steel-GF-1




Steel-Switch




PART NUMBER	BOX QTY	WEIGHT PER C	PART NUMBER	BOX QTY	WEIGHT PER C	PART NUMBER	BOX QTY	WEIGHT PER C
FS-2SG	20	3.8	FS-2SGFI	5	26.2	FS-2SSC	10	37.1


Steel-Duplex



Steel-Blank




Steel Duplex-Switch




PART NUMBER	BOX QTY	WEIGHT PER C	PART NUMBER	BOX QTY	WEIGHT PER C	PART NUMBER	BOX QTY	WEIGHT PER C
FS-2SDR	10	29.5	FS-2SBC	10	39.7	FS-2SSD	10	33.1


Steel Switch-Receptacles



Malleable-Switch



Malleable-Blank



PART NUMBER	BOX QTY	WEIGHT PER C	PART NUMBER	BOX QTY	WEIGHT PER C	PART NUMBER	BOX QTY	WEIGHT PER C
FS-2SSR	10	35.2	FS-2MSSC	5	94.2	FS-2MBC	5	88.7



Commercial Fittings, Inc.
Irving, TX

Distributed exclusively by
Southwestern Electrical Sales, Inc.
Irving, Texas 75061
Toll free: 800-514-0311
Metro: 972-514-0311
Fax: 972-513-0319
Email: Sales@southwesternelectricalsales.com