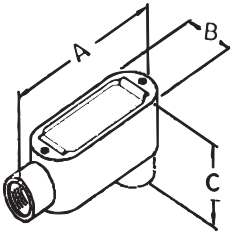


Rigid Conduit Bodies

Malleable Iron for Rigid and IMC Conduit

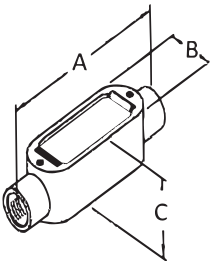
- Malleable Iron Body
- Steel Rollers in sizes 1¼" ---- 4"

LB



| PART NUMBER | SIZE | DIMENSIONS | | | QUANTITY PER BOX | WEIGHT PER C |
|-------------|------|-----------------------------------|-----------------------------------|-----------------------------------|------------------|--------------|
| | | A | B | C | | |
| LB-50 | ½" | 4 ¹¹ / ₁₆ " | 1 ⁵ / ₁₆ " | 2 ¹ / ₁₆ " | 10 | 71 |
| LB-75 | ¾" | 5 ³ / ₈ " | 1 ¹ / ₂ " | 2 ¹ / ₄ " | 10 | 97 |
| LB-100 | 1" | 6 ³ / ₁₆ " | 1 ¹³ / ₁₆ " | 2 ⁵ / ₈ " | 10 | 143 |
| LB-125R | 1¼" | 8 ¹ / ₈ " | 2 ⁵ / ₈ " | 2 ³ / ₄ " | 5 | 287 |
| LB-150R | 1½" | 8 ¹ / ₈ " | 2 ⁵ / ₈ " | 2 ¹³ / ₁₆ " | 5 | 332 |
| LB-200R | 2" | 10 ¹ / ₂ " | 3 ¹ / ₈ " | 4 ¹¹ / ₁₆ " | 1 | 534 |
| LB-250R | 2½" | 13 ⁵ / ₈ " | 4 ⁵ / ₁₆ " | 5 ³ / ₈ " | 1 | 1105 |
| LB-300R | 3" | 13 ⁷ / ₈ " | 4 ⁵ / ₁₆ " | 5 ⁷ / ₈ " | 1 | 1160 |
| LB-350R | 3½" | 16 ¹ / ₄ " | 5 ⁵ / ₈ " | 6 ⁷ / ₈ " | 1 | 1989 |
| LB-400R | 4" | 16 ⁵ / ₈ " | 5 ⁵ / ₈ " | 7 ³ / ₁₆ " | 1 | 2100 |

C



| PART NUMBER | SIZE | DIMENSIONS | | | QUANTITY PER BOX | WEIGHT PER C |
|-------------|------|----------------------------------|-----------------------------------|-----------------------------------|------------------|--------------|
| | | A | B | C | | |
| C-50 | ½" | 5 ³ / ₈ " | 1 ⁵ / ₁₆ " | 1 ³ / ₈ " | 10 | 98 |
| C-75 | ¾" | 6" | 1 ¹ / ₂ " | 1 ¹¹ / ₁₆ " | 10 | 118 |
| C-100 | 1" | 7 ¹ / ₁₆ " | 1 ¹³ / ₁₆ " | 1 ⁷ / ₈ " | 10 | 170 |
| C-125R | 1¼" | 9" | 2 ⁵ / ₈ " | 2 ³ / ₄ " | 5 | 2210 |
| C-150R | 1½" | 9" | 2 ⁵ / ₈ " | 2 ¹³ / ₁₆ " | 5 | 2210 |
| C-200R | 2" | 11 ¹ / ₂ " | 3 ¹ / ₈ " | 3 ⁵ / ₁₆ " | 1 | 552 |
| C-250R | 2½" | 15" | 4 ⁵ / ₁₆ " | 3 ⁷ / ₈ " | 1 | 1216 |
| C-300R | 3" | 15 ¹ / ₈ " | 4 ⁵ / ₁₆ " | 4 ³ / ₄ " | 1 | 2210 |
| C-350R | 3½" | 18 ¹ / ₈ " | 4 ⁷ / ₈ " | 5 ⁵ / ₈ " | 1 | 2210 |
| C-400R | 4" | 18 ¹ / ₈ " | 4 ⁷ / ₈ " | 5 ⁵ / ₈ " | 1 | 2210 |



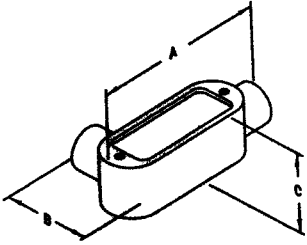
Commercial Fittings, Inc.
Irving, TX

Distributed exclusively by
Southwestern Electrical Sales, Inc.
Irving, Texas 75061
Toll free: 800-514-0311
Metro: 972-514-0311
Fax: 972-513-0319
Email: Sales@southwestelectricalsales.com

Rigid Conduit Bodies

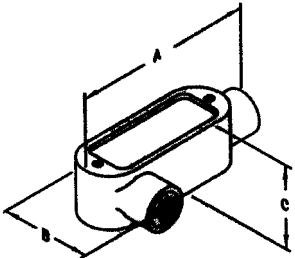
Malleable Iron for Rigid and IMC Conduit

LL



| PART NUMBER | SIZE | DIMENSIONS | | | QUANTITY PER BOX | WEIGHT PER C |
|-------------|------|------------|----------|----------|------------------|--------------|
| | | A | B | C | | |
| LL-50 | ½" | 4 11/16" | 2 1/16" | 1 3/8" | 10 | 76.3 |
| LL-75 | ¾" | 5 3/8" | 2 1/4" | 1 11/16" | 10 | 94.7 |
| LL-100 | 1" | 6 3/16" | 2 5/8" | 1 7/8" | 5 | 138.1 |
| LL-125 | 1¼" | 8 1/8" | 2 3/4" | 2 3/4" | 2 | 309.4 |
| LL-150 | 1½" | 8 1/8" | 3 1/2" | 2 13/16" | 2 | 331.5 |
| LL-200 | 2" | 10 1/2" | 4 1/8" | 3 5/16" | 1 | 497.3 |
| LL-250 | 2½" | 13 5/8" | 4 11/16" | 3 7/8" | 1 | 1105.0 |
| LL-300 | 3" | 13 7/8" | 5 7/8" | 4 3/4" | 1 | 1436.5 |
| LL-350 | 3½" | 16 1/4" | 6 1/8" | 5 5/8" | 1 | 2320.5 |
| LL-400 | 4" | 16 1/4" | 6 15/16" | 5 5/8" | 1 | 2431.0 |

LR



| PART NUMBER | SIZE | DIMENSIONS | | | QUANTITY PER BOX | WEIGHT PER C |
|-------------|------|------------|----------|----------|------------------|--------------|
| | | A | B | C | | |
| LR-50 | ½" | 4 11/16" | 2 1/16" | 1 3/8" | 10 | 71.0 |
| LR-75 | ¾" | 5 3/8" | 2 1/4" | 1 11/16" | 10 | 100.0 |
| LR-100 | 1" | 6 3/16" | 2 5/8" | 1 7/8" | 5 | 156.5 |
| LR-125 | 1¼" | 8 1/8" | 2 3/4" | 2 3/4" | 2 | 331.5 |
| LR-150 | 1½" | 8 1/8" | 2 13/16" | 2 13/16" | 2 | 345.3 |
| LR-200 | 2" | 10 1/2" | 4 7/16" | 3 5/16" | 1 | 626.2 |
| LR-250 | 2½" | 13 5/8" | 5 3/8" | 3 7/8" | 1 | 1105.0 |
| LR-300 | 3" | 13 7/8" | 5 7/8" | 4 3/4" | 1 | 1436.5 |
| LR-350 | 3½" | 16 1/4" | 6 7/8" | 5 5/8" | 1 | 2320.5 |
| LR-400 | 4" | 16 5/8" | 7 3/16" | 5 5/8" | 1 | 2500.0 |

Materials: Malleable Iron



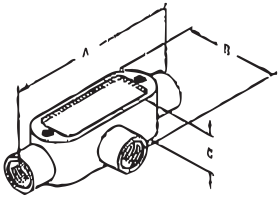
Commercial Fittings, Inc.
Irving, TX

Distributed exclusively by
Southwestern Electrical Sales, Inc.
Irving, Texas 75061
Toll free: 800-514-0311
Metro: 972-514-0311
Fax: 972-513-0319
Email: Sales@southwestelectricalsales.com

Rigid Conduit Bodies

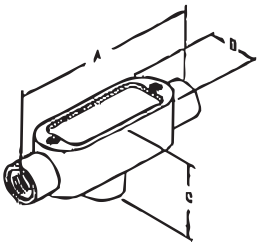
Malleable Iron for Rigid and IMC Conduit

I



| PART NUMBER | SIZE | DIMENSIONS | | | QUANTITY PER BOX | WEIGHT PER C |
|-------------|------|------------|----------|--------|------------------|--------------|
| | | A | B | C | | |
| T-50 | ½" | 5 ⅜" | 2 ⅛" | 1 ⅝" | 10 | 111 |
| T-75 | ¾" | 6" | 2 ¼" | 1 ½" | 10 | 137 |
| T-100 | 1" | 7 ⅛" | 2 ⅝" | 1 ⅜" | 5 | 197 |
| T-125 | 1 ¼" | 9" | 2 ¾" | 2 ⅝" | 2 | 332 |
| T-150 | 1 ½" | 9" | 3 ½" | 2 ⅝" | 2 | 369 |
| T-200 | 2" | 11 ½" | 4 ⅛" | 3 ⅛" | 2 | 663 |
| T-250 | 2 ½" | 15" | 5 11/16" | 4 ⅝" | 1 | 1271 |
| T-300 | 3" | 15 ⅛" | 5 7/8" | 4 ⅝" | 1 | 1547 |
| T-350 | 3 ½" | 18 ⅛" | 6 13/16" | 4 7/8" | 1 | 2542 |
| T-400 | 4" | 18 ⅛" | 7 3/16" | 4 7/8" | 1 | 2542 |

TB



| PART NUMBER | SIZE | DIMENSIONS | | | QUANTITY PER BOX | WEIGHT PER C |
|-------------|------|------------|----------|----------|------------------|--------------|
| | | A | B | C | | |
| TB-50 | ½" | 5 ¼" | 1 ⅝" | 1 ⅝" | 10 | 89 |
| TB-75 | ¾" | 6 ⅛" | 1 9/16" | 1 9/16" | 10 | 120 |
| TB-100 | 1" | 7 ⅛" | 1 13/16" | 1 13/16" | 10 | 198 |
| TB-125 | 1 ¼" | 9 5/16" | 2 7/16" | 3 3/4" | 5 | 343 |
| TB-150 | 1 ½" | 9 5/16" | 2 9/16" | 3 3/4" | 5 | 420 |
| TB-200 | 2" | 11 13/16" | 3 3/16" | 4 1/8" | 1 | 691 |

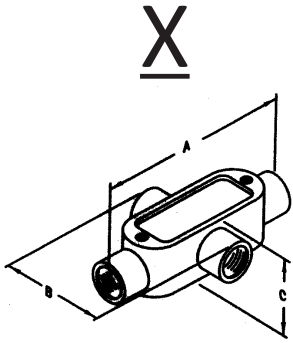


Commercial Fittings, Inc.
Irving, TX

Distributed exclusively by
Southwestern Electrical Sales, Inc.
Irving, Texas 75061
Toll free: 800-514-0311
Metro: 972-514-0311
Fax: 972-513-0319
Email: Sales@southwesternelectricalsales.com

Rigid Conduit Bodies

Malleable Iron for Rigid and IMC Conduit



| PART NUMBER | SIZE | DIMENSIONS | | | QUANTITY PER BOX | WEIGHT PER C |
|-------------|------|------------|----------|---------|------------------|--------------|
| | | A | B | C | | |
| X-50 | ½" | 5 7/16" | 2 13/16" | 1 3/4" | 10 | 138.8 |
| X-75 | ¾" | 6 1/16" | 2 15/16" | 2" | 10 | 172.1 |
| X-100 | 1" | 7 1/8" | 3 9/16" | 2 1/4" | 5 | 246.8 |
| X-125 | 1¼" | 9 1/8" | 4 7/16" | 2 9/16" | 2 | 416.4 |
| X-150 | 1½" | 9 1/8" | 4 7/16" | 2 3/4" | 2 | 462.6 |
| X-200 | 2" | 11 3/4" | 5 3/8" | 3 7/16" | 1 | 832.7 |

Materials: Malleable Iron



Commercial Fittings, Inc.
Irving, TX

Distributed exclusively by
Southwestern Electrical Sales, Inc.
Irving, Texas 75061
Toll free: 800-514-0311
Metro: 972-514-0311
Fax: 972-513-0319
Email: Sales@southwestelectricalsales.com